

# Health & Safety Brief

IJS March 2023

# Overview

- Follow the rules of the Venue
- Report unsafe actions or situations
- **Use** Personal Protective Equipment (PPE)
- Report when you see aisles and emergency exits are closed
- Report incidents or anything suspicious immediately
- Follow emergency instructions



# Personal Protective Equipment (PPE)



**NO BOOTS**



**NO HI-VIS**






**NO JOB!**

# When you come onsite for Build-up

- You are not allowed to enter the build up area if you are not wearing PPE.
- Make sure you have completed your HSS Briefing.
- Make sure you're wearing a name badge
- You can wear a mask to avoid being affected by dust.

# Working at Height

Please report it to H&S Company or Ops Team when you see it.



# Fire And Emergencies

## Information of the Venue Evacuation Plan

- On arrival at the venue, make yourself aware of your surroundings including the location of the nearest fire extinguishers, escape routes, emergency exits and assembly points.
- In case of emergency, follow the announcement.
- Stay calm and follow the instructions of the evacuation assistants and security staff
- Use directed escape route and do not stop to collect personal belongings
- Remain at the assembly point for further instructions and report any missing team members
- Do NOT re-enter the building until you have been told it is safe to do so



**Medical Incident**

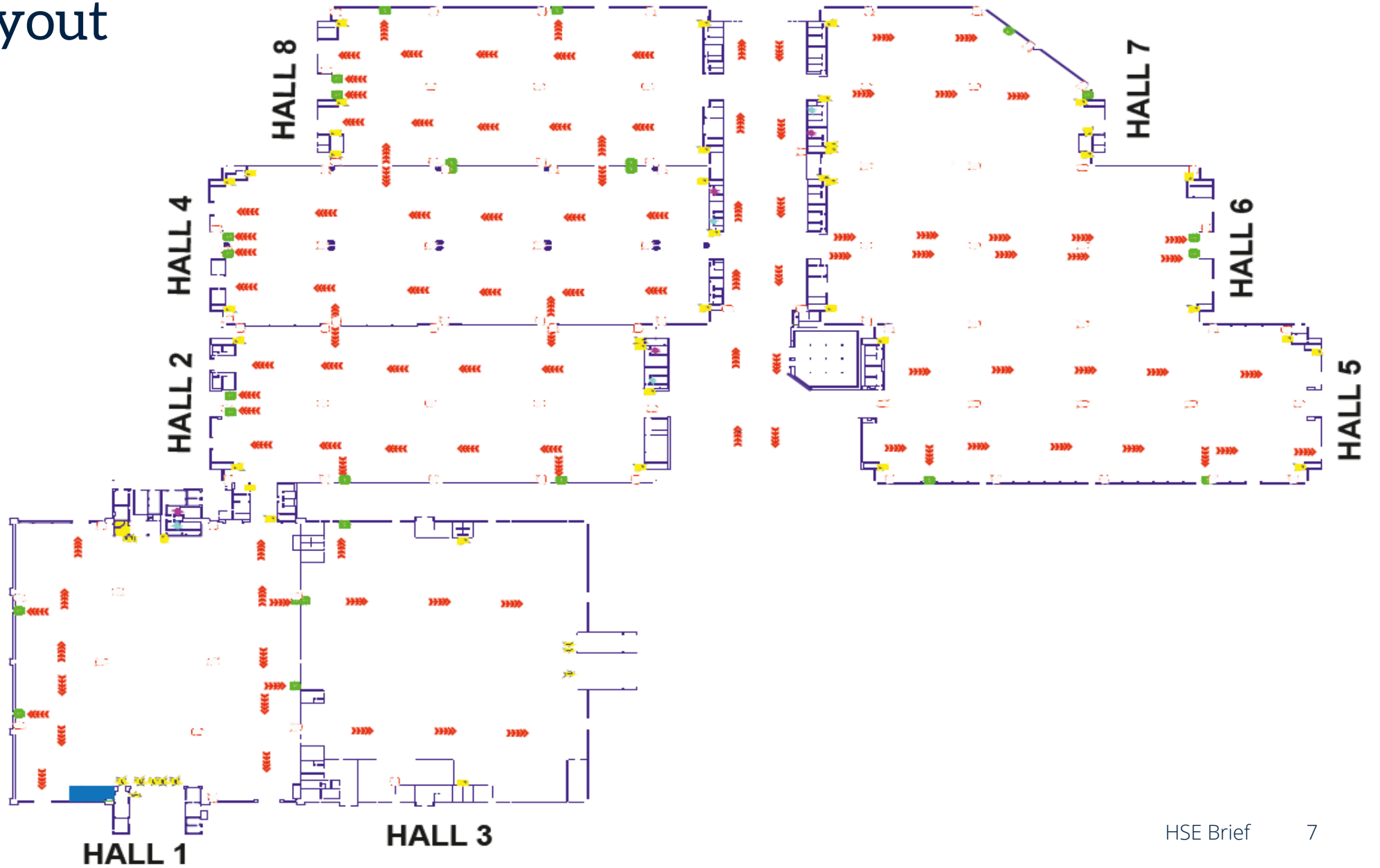
- Call **112**
- Isolate Area and remember your own safety
- Administer First Aid (if trained and confident to do so)
- Inform your Supervisor, Security or the Operations Team

**Discover Fire**

- Raise the alarm at the nearest callpoint
- Use nearest emergency exit
- Go to Assembly Area

Emergency Services	Contact Number
Police	<b>112</b>
Ambulance	<b>112</b>
Fire	<b>112</b>

# Venue Layout



# Incident Response Plan(IRP)

Incident Response Team IRT				
Incident Role	PRIMARY CONTACT		SECONDARY CONTACT	
	Name	Contact Number	Name	Contact Number
Incident Controller	Tarik Dostal	+905305254216		
Communicator	Onur Bektas	+905305254214		
Roll Caller	Tuncay Tayin	+905304689798	<i>For large Informa attendance</i>	



- The person you need to call in an emergency is "Communicator" Onur Bektaş.
- Roll Caller makes sure the entire team is safe at the emergency assembly point.

Let «Roll Caller» Tuncay Tayin know that you are safe.

- Incident Controller communicates with senior management. We are NOT call «Incident Controller» Tarik Dostal.



# Additional Emergency Procedures

## Possible Terror or Armed Assault

**Run** – Where you think is safer

**Hide** – Don't forget to turn off your cell phone's sound and vibration.

**Tell** – When it's safe, call the police.



**IN THE RARE EVENT OF  
a firearms or weapons attack**

**RUN** - to a place of safety. This is a better option than to surrender or negotiate.

**HIDE** - Remember to turn your phone to silent and turn off vibrate. Barricade yourself in if you can.

**TELL** - the police when it is safe to do so.

# Communications

Please refrain from making any comment or posting pictures on social media or to your social groups about any incident.

**Avoid speculation and misinformation**

