



**YOU CAN COLLECT LEADS WITH YOUR OWN MOBILE PHONE
AND WITH THE MOBILE PHONES OF YOUR COMPANY EMPLOYEES
BY ACTIVATING YOUR LICENCE VIA VISIT CONNECT MOBILE APP**

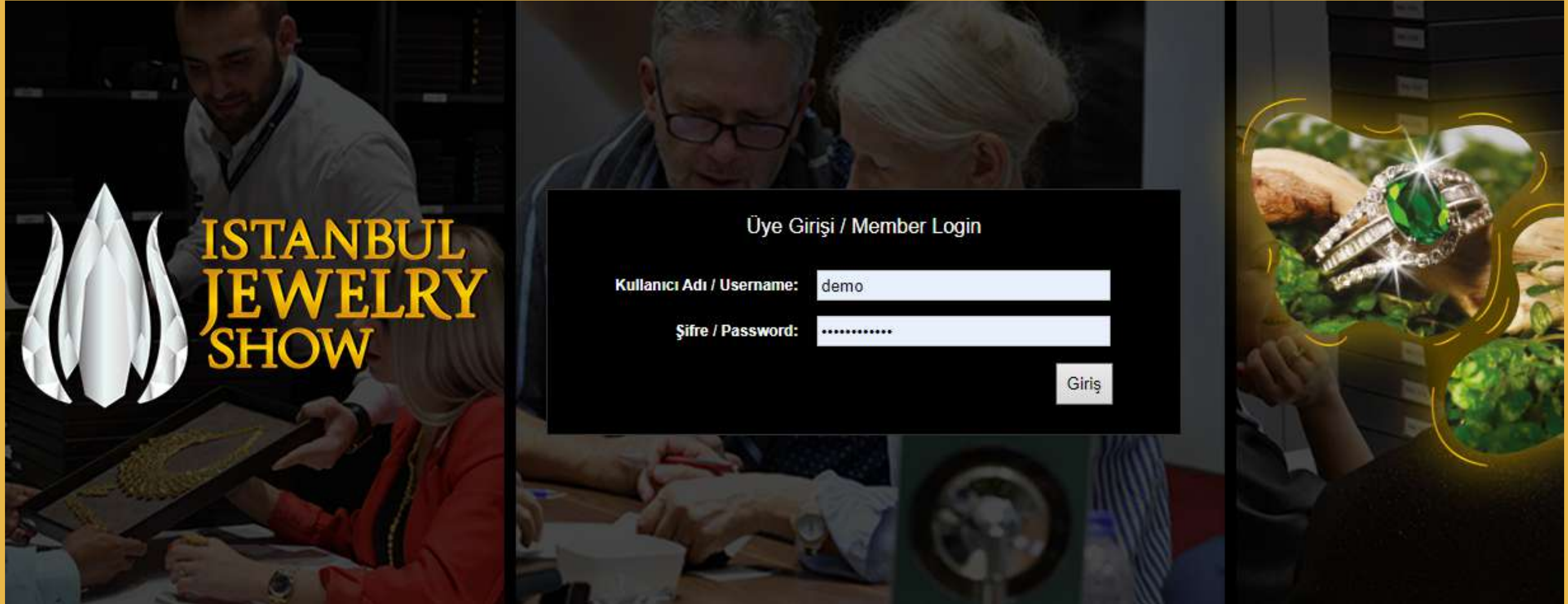


Download Visit Connect Mobile App to your mobile phone



2

Login to the Online Exhibitor Manual **via your computer**
with the username and password sent to your e-mail





In Order forms section, click on the Exhibitor name badge request form

Hi Onur Bektas Change Password Logout
Main Page
My Information
Timetable
Organiser & Supplier Contact Information
Health, Safety & Security
Space Only Info - Exhibitors
Space Only Regulations - Contractors
Machinery Shell Scheme Information
Jewelry Luxury Stand Information
General Information
Code of Conduct
Exhibitor Sustainability Checklist
ORDER FORMS

Dear Exhibitor,

Welcome to your exhibitor manual!

This manual has been restructured to provide you with all the necessary information for the Jewelry Show March - Istanbul International Jewelry, Watch & Equipment Fair.

To begin your journey, please start by exploring the sections here below, and please pay attention to the **key deadline**.

Please check your contact details, company name, stand number, type and zone information. If you have any questions, please contact: IJScustomerservice@informa.com

For Istanbul Jewelry Show - March - Istanbul International Jewelry, Watch & Equipment Fair, we have developed a **Lead Capture Retrieval tool**, to help you make the most out of your event participation. This includes a lead capture system which enables you to collect, detail and respond to leads immediately. You can find more information on how to get your lead capture system setup, how to use the system during show days, and how to integrate it with your CRM system at <https://www.istanbuljewelryshow.com/en/exhibit/ijs-connect.html>

Most importantly, we want to reassure our Live exhibitors and attendees that their health and safety is our utmost priority, following all safety advice and precautions as recommended by the World Health Organization (WHO).


We are actively working with the venue and our official suppliers to ensure precautions are in place for the set-up, show open and break-down phases, including the highest standards of cleanliness and safety.

Attendees and contractors will be reminded to maintain good hand, respiratory and social distancing practices.

We will continue to monitor the situation and keep you informed with any developments. We will update this Exhibitor Manual regarding measures that we need to take, that can include, for example, changes to the measures affecting the build-up and break-down timetable, stand construction requirements, stand activities or sampling.


Thank you for your continued support and we look forward to welcoming you at our event.

Regards,



Istanbul Jewelry Show March 2023	
Form List	
PS : Forms that marked with * are mandatory.	
Form Name	Deadline Date
[F-1] EXHIBITOR NAME BADGE REQUEST *	12.3.2023
[F-2] SHOW DIRECTORY EXHIBITOR ENTRY FORM *	20.2.2023
[D-1] ELECTRICITY CONNECTION REQUEST (SPACE ONLY)	11.2023
[F-12] EXHIBITOR AND CONTRACTOR COMPANY INFORMATION (SPACE ONLY) *	10.3.2023
[F-4] TECHNICAL SERVICE REQUEST FORM (ELECTRICITY-COMP. AIR-WATER)	10.3.2023
[F-5] PRIVATE SECURITY GUARD REQUEST	12.3.2023
[F-11] SAFE RENTAL REQUEST	3.4.2023

Bank Account Details
Bank Name: HSBC BANK
Branch Name: KURESEL BANKACILIK MERKEZI
Branch Code: 00123
Swift Code: HSBCTRIX
Account Name: UBM ISTANBUL FUARCILIK VE GOSTERI HIZMETLERI A.S.
TR IBAN: TR39 0012 3001 2310 0041 4282 00
USD IBAN: TR11 0012 3001 2310 0041 4773 01
EURO IBAN: TR81 0012 3001 2310 0041 4773 99



4

Click IJS March 2023 Exhibitor Badge Form to reach your Visit Connect main page

[F-1] Exhibitor Badges

Contact Person: Ozlem Karahan - Tel: +90 549 778 92 31 - E-mail: IJScustomerservice@informa.com

Click the button below for Exhibitor Badges.

IJS March 2023 Exhibitor Badge Form >>

You can complete your company's exhibitor badge registration by following the instructions below.

connect WITH VISIT

Dashboard

Team

Guests

Questions

Profile & Products

Leads

Welcome
Let's get started


Skip environment setup

0 Leads

0 Staff

5

Click on Team in your Visit Connect page



connect WITH VISIT

Istanbul Jewelry Show - March 2023
Mar 16, 2023 - Mar 19, 2023

Start tour Kerem Nebi Sirt

- Dashboard
- Team
- Guests
- Questions
- Profile & Products
- Leads
- User guide

Welcome to Istanbul Jewelry Show - March 2023
Let's get started Kerem Nebi Sirt (demo) Skip environment setup

Set up your environment 25%
Step 1 of 4 completed

Register yourself
If you are visiting the event yourself, you need to be registered in order to scan leads

Your team ✓

Questions
Create questions to ask your leads

Profile & Products
Upload documents, brochures or videos to share with your leads

6

Click on Actions then to Show licence QR code

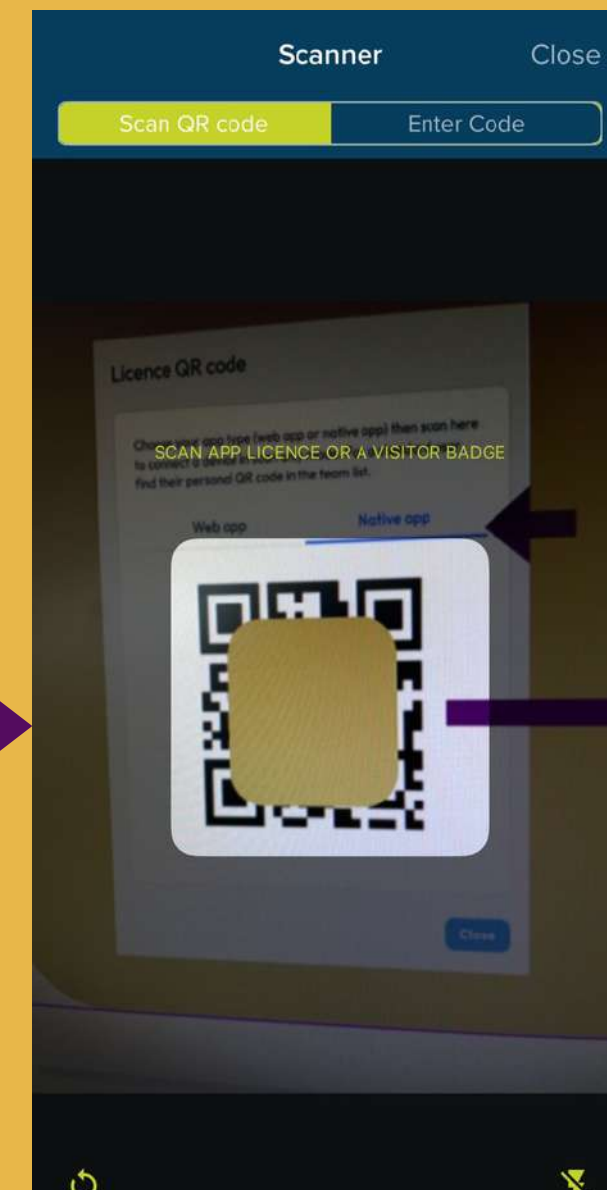
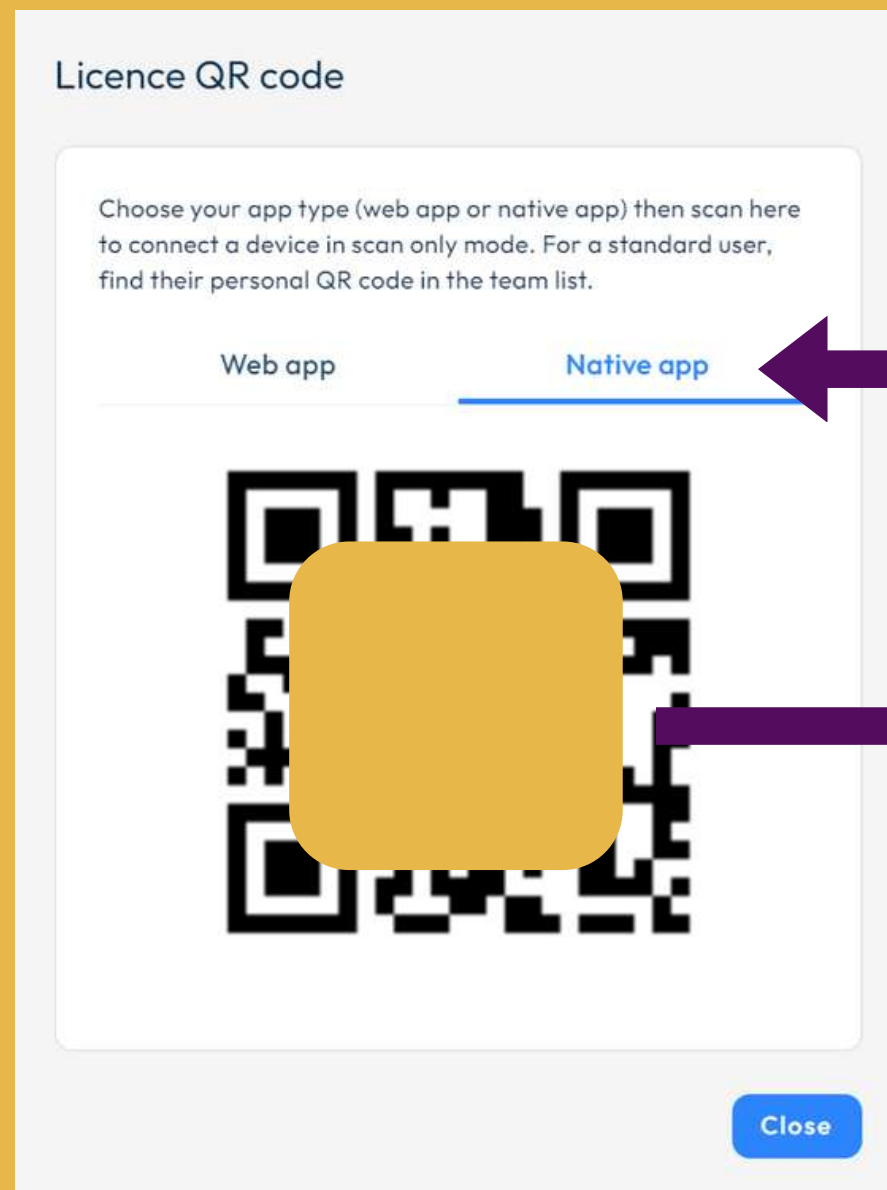
The screenshot shows the 'connect' app interface for the 'Istanbul Jewelry Show - March 2023' event. The left sidebar contains navigation options: Dashboard, Team (selected), Guests, Questions, Profile & Products, Leads, and User guide. The main content area displays a table of staff members with columns for Name, Email, Type, State, Attendance, and Permissions. The 'Actions' button is located in the top right corner of the table area. A dropdown menu is open from the 'Actions' button, showing three options: 'Show licence QR code', 'Export all staff', and 'Print licences'. A purple arrow points to the 'Show licence QR code' option.

	Name	Email	Type	State	Attendance	Permissions
<input type="checkbox"/>	Demo Demo		Exhibitor	Registered	No show	
<input type="checkbox"/>	Deneme Deneme		Exhibitor	Registered	No show	

7

After clicking on Native app, you can activate your licence by scanning the QR code. After that, you can start scanning customer leads!

You can share the QR code with your colleagues. This way, they can also collect leads for you via the mobile app





You can see all your colleague's devices from the Team section in Visit Connect page. You can adjust their permissions as you prefer.

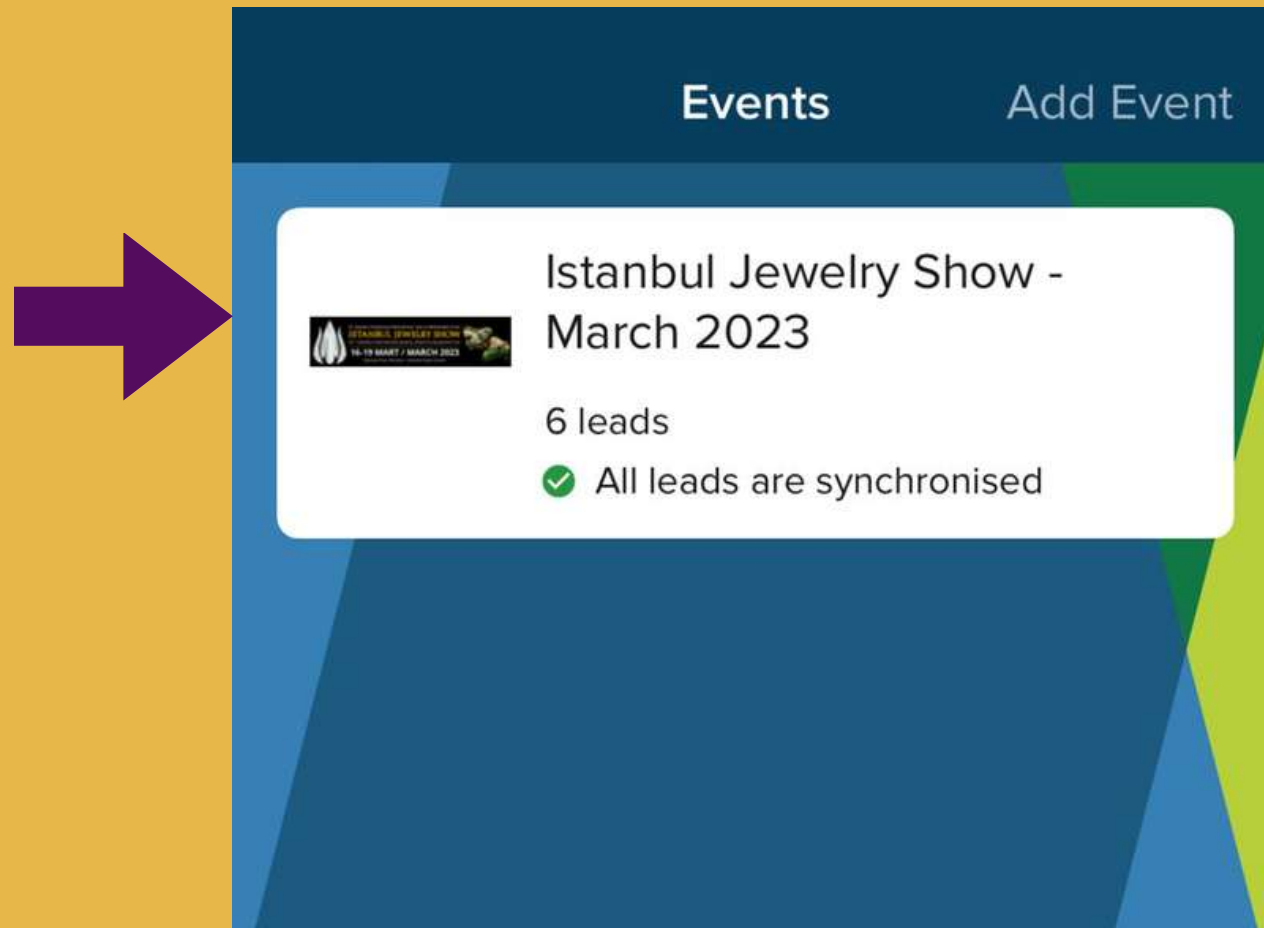
The screenshot shows the Visit Connect interface for the 'Istanbul Jewelry Show - March 2023' event. The left sidebar contains navigation options: Dashboard, Team (highlighted), Guests, Questions, Profile & Products, Leads, and User guide. The main content area displays a table of team members with columns for Name, Email, Type, State, Attendance, and Permissions. A purple arrow points to the 'Permissions' column for the 'Demo Demo' user.

		Name	Email	Type	State	Attendance	Permissions
<input type="checkbox"/>	▼	Demo Demo		Exhibitor	Registered	No show	
<input type="checkbox"/>	▼	Deneme Deneme		Exhibitor	Registered	No show	

9

CUSTOMER LEAD REPORT

Press Istanbul Jewelry Show - March 2023 after activating your licence



You can get the data you collected to your e-mail by clicking export leads.

